

CA SERIES STANDARD DAMPER ACTUATOR

2 Point & 3 Point Control
5 Nm

CA...05 (S1) SERIES

CA standard damper actuators are specially designed and produced for applications in the HVAC Systems. Our wide range of Swisotec standard damper actuators has been developed to operate and position air dampers of different sizes.



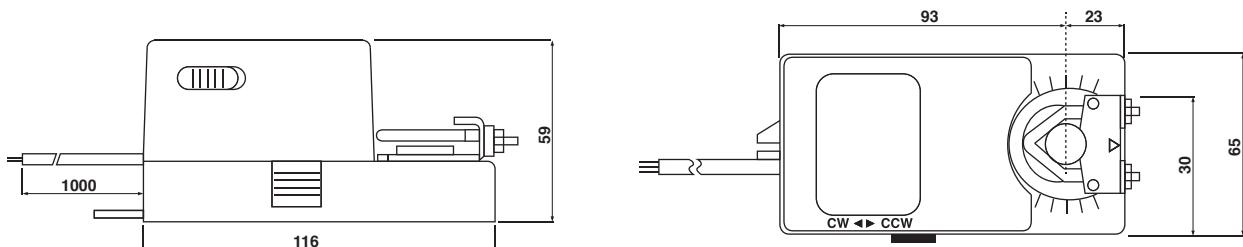
PRODUCT FEATURE

- Torque 5 Nm
- Damper size 1.0 m²
- Power supply AC/DC 24V and AC 230V
- Shaft dimensions - Ø 6...15 mm / □ 5...10 mm
- Minimum Shaft Length 40 mm
- Adjustable angle of rotation
- Selectable direction of rotation of reversing actuator
- Actuator with 1 m cable connection
- Optional 1 Adjustable SPDT auxiliary switch
- Manual over-ride push button when required

MODEL SELECTION TABLE

MODEL / TYPE	TORQUE	POWER SUPPLY	RUNNING TIME	AUXILIARY SWITCH
CA 1-05	5 Nm	AC/DC 24 V ± 10%	60...90 sec	-
CA 1-05S1	5 Nm	AC/DC 24 V ± 10%	60...90 sec	1 x SPDT (Adjustable)
CA 2-05	5 Nm	AC 230 V ± 10%	60...90 sec	-
CA 2-05S1	5 Nm	AC 230 V ± 10%	60...90 sec	1 x SPDT (Adjustable)

DIMENSION (mm)



TECHNICAL SPECIFICATION

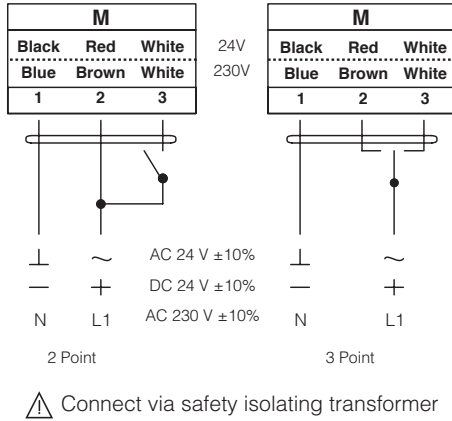
MODEL NUMBER	CA 1-05 (S1)	CA 2-05 (S1)
TORQUE	5 Nm	5 Nm
DAMPER SIZE	1.0 m ²	1.0 m ²
SHAFT DIMENSION	Ø 6...15 mm / □ 5...10 mm*	Ø 6...15 mm / □ 5...10 mm*
POWER SUPPLY	AC/DC 24 V ± 10%	AC 230 V ± 10%
FREQUENCY	50...60 Hz	50...60 Hz
CONTROL SIGNAL	2 & 3 point control	2 & 3 point control
POWER CONSUMPTION		
● OPERATING	2.0 W	2.0 W
● END POSITION	1.0 W	1.0 W
FOR WIRE SIZING	4.0 VA	4.0 VA
ELECTRICAL CONNECTION	1 m Cable	1 m Cable
AUXILIARY SWITCH RATING	2 (1.5) A, AC 250 V	2 (1.5) A, AC 250 V
PROTECTION CLASS	Class III ⚡	Class II ⚡
ANGLE OF ROTATION	90° (95° mechanical)	90° (95° mechanical)
WEIGHT	< 0.55 Kg	< 0.55 Kg
LIFE CYCLE	60,000 Rotation	60,000 Rotation
SOUND LEVEL	40 dB	40 dB
IP PROTECTION	IP54	IP54
OPERATING TEMPERATURE	-30°...50° as per IEC 721-3-3	-30°...50° as per IEC 721-3-3
NON-OPERATING TEMPERATURE	-30°...+60° C / IEC 721-3-2	-30°...+60° C / IEC 721-3-2
AMBIENT HUMIDITY	5%...95% rH non condensing / EN	5%...95% rH non condensing / EN
MAINTENANCE	Maintenance Free	Maintenance Free
MODE OF OPERATION	Type I / EN 60730-1	Type I / EN 60730-1
EMC	CE & ISO 9000 EN / EEC	CE & ISO 9000 EN / EEC

*Note that shaft dimension has a tolerance offset of ± 0.2mm.

CA SERIES STANDARD DAMPER ACTUATOR

2 Point & 3 Point Control
5 Nm

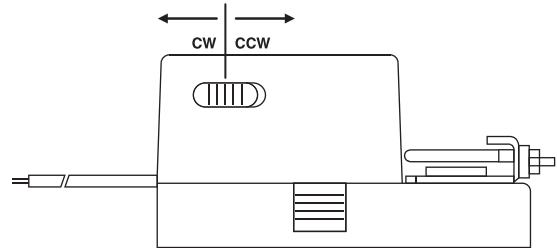
WIRING DIAGRAM CA...05 (S1) POWER SUPPLY AC/DC 24V OR AC 230V



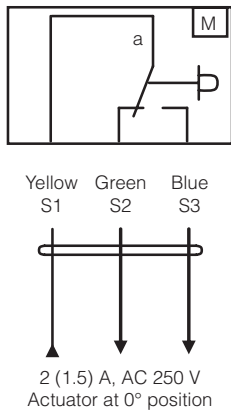
DIRECTION OF ROTATION CA...05 (S1)

Default factory setting: CW.

Direction of rotation can be change by toggling between CW/CCW switch on the actuator's housing.



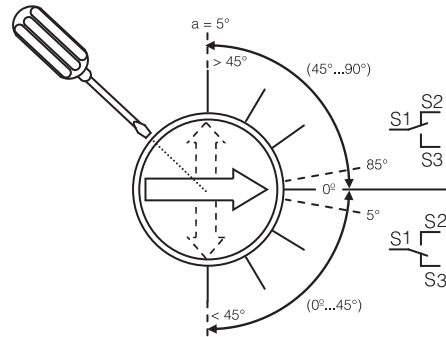
WIRING DIAGRAM CA...05 (S1) AUXILIARY SWITCH



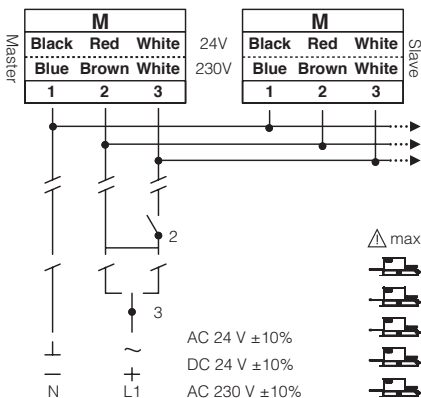
AUXILIARY SWITCH CA...05 (S1)

Switch **a** factory-set at 5°.

The auxiliary switch can be optimally adjusted between 0°...90°.



WIRING DIAGRAM CA...05 (S1) PARALLEL CONNECTION

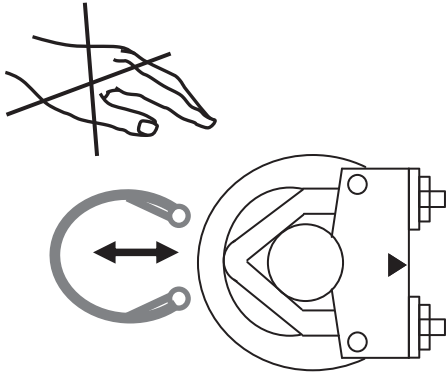


REMARK

Parallel connection of CA...05 (S1) actuators are limited to 5. Power consumption must be observe.

RELEASING THE ADAPTER

Releasing the adapter is not required.

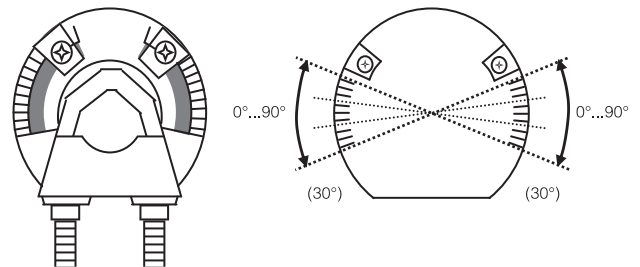


LIMITING ANGLE OF ROTATION

Adjustment of Mechanical Limiter



1. Loosen screw of mechanical limiter
2. Move limiter to appropriate position*
3. Tighten screw

*Working range of 90° can be reduced up to 30° from end position.



IMPORTANT REMARK

For special requirement, consult your local Swisotec's representative.

  This actuator includes electrical and electronic components and may not be disposed as household garbage. Please consider the local valid legislation.

 AC / DC 24 V: Connect via safety isolating transformer.
AC 230 V: To isolate from the main power supply, the system must incorporate a device which disconnects the phase conductor (with at least a 3mm contact gap.)

The performance specifications are nominal and conform to acceptable industry standards. Swisotec shall not be liable for damages resulting from misapplication or misuse of its products.